767121-9 ✔ ACTIVE

MICTOR

TE Internal #: 767121-9

PCB Mount Header, Vertical, Board-to-Board, 76 Position, .64 mm / 24 mm [.945 in] Centerline, Gold Flash over Palladium Nickel / Gold, Surface Mount

View on TE.com >

Connectors > PCB Connectors > PCB Headers & Receptacles



PCB Connector Assembly Type: **PCB Mount Header**

PCB Mount Orientation: **Vertical**

Connector System: **Board-to-Board**

Number of Positions: **76**

Centerline (Pitch): **.64 mm, 24 mm [.945 in]**

Features

Product Type Features

Ground Component Type	Ground Bus
PCB Connector Assembly Type	PCB Mount Header
Connector System	Board-to-Board
Sealable	No
Connector & Contact Terminates To	Printed Circuit Board

Configuration Features

Number of Power Positions	2
Number of Columns	38
Stackable	No
Number of Signal Positions	76
PCB Mount Orientation	Vertical
Number of Positions	76
Board-to-Board Configuration	Parallel

Electrical Characteristics

Insulation Resistance	2 MΩ
Impedance	50 Ω
Operating Voltage	30 VAC

Signal Characteristics

Differential Signaling	Yes
Data Rate	10 Gb/s

Body Features

Primary Product Color	Black

Contact Features

Contact Layout	Inline
	150 – 250 µin
Contact Shape & Form	Dual Beam
Contact Underplating Material	Nickel
PCB Contact Termination Area Plating Material	Tin-Lead
Contact Base Material	Copper Alloy
Contact Mating Area Plating Material	Gold, Gold Flash over Palladium Nickel
Contact Mating Area Plating Material Thickness	.76 µm[30 µin]
Contact Type	Pin
Contact Current Rating (Max)	11.5 A

Termination Features

Rectangular Termination Post & Tail Thickness	.2 mm[.008 in]
Rectangular Termination Post & Tail Width	.53 mm[.021 in]
Termination Method to Printed Circuit Board	Surface Mount

Mechanical Attachment

PCB Mount Alignment Type	Locating Posts
Mating Retention	With
Mating Alignment	Without
PCB Mount Retention	With
PCB Mount Alignment	With
Connector Mounting Type	Board Mount

Housing Features

Centerline (Pitch)	.64 mm, 24 mm[.945 in]
Housing Material	Liquid crystal polymer(LCP)

Dimensions

Connector Length	38.1 mm[1.499 in]
Connector Height	12.45 mm[.49 in]

Connector Width	5.28 mm[.208 in]
Stack Height	12.57 mm, 21.6 mm[.85 in]
PCB Thickness (Recommended)	1.57 mm[.8 in]

Usage Conditions

Operating Temperature Range	-55 – 125 °C[-67 – 257 °F]

Operation/Application

Circuit Application	Signal

Industry Standards

UL Rating	Listed
Agency/Standard	CSA, UL
Approved Standards	CSA 1195944, UL E28476
UL Flammability Rating	UL 94V-0

Packaging Features

Packaging Quantity	168
Packaging Type	Tape

Product Compliance

For compliance documentation, visit the product page on TE.com>

EU RoHS Directive 2011/65/EU	Not Compliant
EU ELV Directive 2000/53/EC	Not Compliant
China RoHS 2 Directive MIIT Order No 32, 2016	Restricted Materials Above Threshold
EU REACH Regulation (EC) No. 1907/2006	Current ECHA Candidate List: JUNE 2022 (224) Candidate List Declared Against: JAN 2022 (223) SVHC > Threshold: Pb (40% in Component Part) Article Safe Usage Statements: Do not eat, drink or smoke when using this product. Wash thoroughly after handling. Recycle if possible and dispose of the article by following all applicable governmental regulations relevant to your geographic location.
Halogen Content	Low Halogen - Br, Cl, F, I < 900 ppm per homogenous material. Also BFR/CFR/PVC Free
Solder Process Capability	Reflow solder capable to 260°C

Product Compliance Disclaimer

This information is provided based on reasonable inquiry of our suppliers and represents our current actual knowledge based on the information they provided. This information is subject to change. The part numbers that TE has identified as

EU RoHS compliant have a maximum concentration of 0.1% by weight in homogenous materials for lead, hexavalent chromium, mercury, PBB, PBDE, DBP, BBP, DEHP, DIBP, and 0.01% for cadmium, or qualify for an exemption to these limits as defined in the Annexes of Directive 2011/65/EU (RoHS2). Finished electrical and electronic equipment products will be CE marked as required by Directive 2011/65/EU. Components may not be CE marked. Additionally, the part numbers that TE has identified as EU ELV compliant have a maximum concentration of 0.1% by weight in homogenous materials for lead, hexavalent chromium, and mercury, and 0.01% for cadmium, or qualify for an exemption to these limits as defined in the Annexes of Directive 2000/53/EC (ELV). Regarding the REACH Regulation, the information TE provides on SVHC in articles for this part number is based on the latest European Chemicals Agency (ECHA) 'Guidance on requirements for substances in articles' posted at this URL: https://echa.europa.eu/guidance-documents/guidance-on-reach

Compatible Parts

TE Part # 2-767004-3
MICT,RECPT,076,ASSY,.025,REC

TE Part # 767081-2
MICT,REC,076,ASY,PDNI,BARBLESS

TE Part # 767044-2
MICTOR,R/A,RECPT,.062,076,ASY



TE Part # 767054-2
MICT,RECPT,76,ASSY,PDNI

TE Part # 767061-2
MICT,RECPT,076,ASSY,093,PDNI

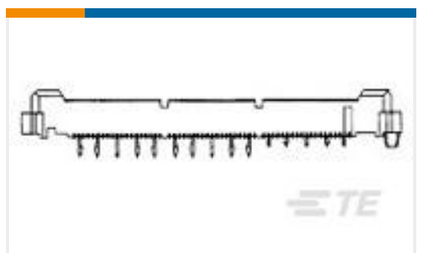

TE Part # 767089-2
MICTOR,R/A,RECPT,.093,076,ASY

TE Part # 767094-2
MICT,RECPT,076,ASY,PDNI,EXTD

TE Part # 767095-2
MICT,REC,EXT,076,ASY,PDNI,025

TE Part # 767096-2
MICT,REC,076,ASY,.025,TAPE PKG

TE Part # 767096-9
MICT,REC,076,ASY,.025,TAPE,CAP

TE Part # 767110-2
MICT,RECPT,076,ASSY,.025

TE Part # 767114-2
MICT,REC,076,ASY,.025,TAPE,CAP



TE Part # 767114-9
MICT,REC,076,ASY,.025,TAPE PKG



TE Part # 767115-2
MICT,REC,076,ASY,.025 TAPE PKG



TE Part # 767115-9
MICT,REC,076,ASY,.025 TAPE PKG

TE Part # 767130-2
MICT,RCPT,076,ASY,GOLD,EXTD

TE Part # 767143-2
MICT,R/A,RCPT,076,ASY,062,30AU

TE Part # 767146-2
TAPE AND REEL PACKAGED MICTOR

TE Part # 767146-9
TAPE AND REEL PACKAGED RECEPTA

TE Part # 767153-9
72 POS. .355 VERTICLE RECEPTAC

Documents

Product Drawings

MICT,PLG,076,ASY,.025,TAPE PKG

English

CAD Files

3D PDF

3D

Customer View Model

ENG_CVM_CVM_767121-9_C.2d_dxf.zip

English

Customer View Model

ENG_CVM_CVM_767121-9_C.3d_igs.zip

English

Customer View Model

ENG_CVM_CVM_767121-9_C.3d_stp.zip

English

By downloading the CAD file I accept and agree to the Terms and Conditions of use.

Datasheets & Catalog Pages

MICTOR Interconnection System

English

Product Specifications

Application Specification

English